













Richland County Context Exercise

Individual Ranking	Issue	Group Ranking
	Aesthetics	
	Bicycle and Pedestrian Accommodations	
	Access to Homes, Farms, and Businesses	
	Safety (along roadway/at intersections)	
	Economic Development	
	Natural Environment (e.g. farmland, parks, wetlands)	
	Property Displacements	
	Roadway Expansion (“the road is getting closer”)	
	Noise	
	Other	

Lawrence County Context Exercise

Individual Ranking	Issue	Group Ranking
●	Aesthetics	
●	Bicycle and Pedestrian Accommodations	
●●●●●●●●●●●●●●●●	Access to Homes, Farms, and Businesses	●●●●●
●●●●	Safety (along roadway/at intersections)	●●
●●●●●●●●●●	Economic Development	●●
●●	Natural Environment (e.g. farmland, parks, wetlands)	●●
●●●●●●●●●●●●●●	Property Displacements	●●●●●
●●●●●●●●●●	Roadway Expansion (“the road is getting closer”)	●●●●
●●●●●●●●	Noise	●
●●	Future Tax Burden Other	